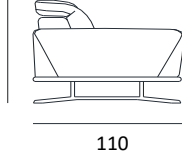




SCHEDA TECNICA

MOD. GIO'

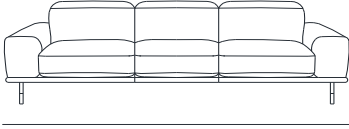
83/104



H.SEDUTA 47 CM
P. SEDUTA 60 CM

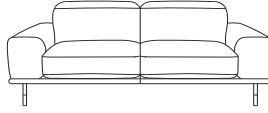
H BRACCIO 57 CM
L BRACCIO 31 CM

cod. 350
3P MAXI FISSO



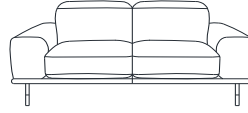
300

cod. 300
3P FISSO



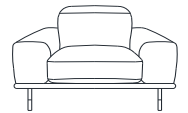
220

cod. 209
2P MAXI FISSO



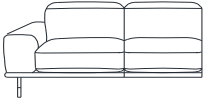
200

cod. 100
POLTRONA



120

cod. 301-303
3P 1BR



190

cod. 213-214
2 MAXI 1BR



170

cod. 126-128
POLTR 1BR ABB. AL 3P



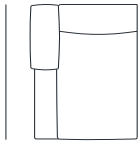
110

cod. 121-123
POLTR 1BR ABB. AL 2P



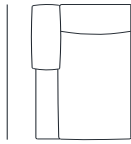
100

cod. 501-502
C.L ABB. AL 3P



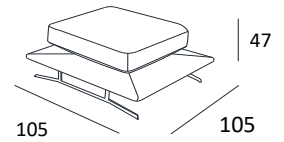
110

cod. 514-515
C.L ABB. AL 2P MAXI



100

cod. 068
POUF CON PEDANA



105

105

47

RIVESTIMENTO

DA CAMPIONARIO RIVESTIMENTI CUBO ROSSO

STRUTTURA

IN LEGNO SUDDIVISA IN PERCENTUALE TRA ABETE MULTISTRATO TRUCIOLARE E MASONITE

IMBOTTITURA

SEDUTA

POLIURETANO ESPANSO

DENSITA' 35 x KG. CON STRATO IN MEMORY

SCHIENALE

POLIURETANO ESPANSO

BRACCI

POLIURETANO ESPANSO

SISTEMA DI SOSPENSIONI

SEDUTA

CINGHIA ELASTICA

SCHIENALE

CINGHIA ELASTICA

PIEDI

IN METALLO H. 17,5 cm.

CARATTERISTICHE

CUSCINO DI SEDUTA REMOVIBILE

POGGIA TESTA CON MOVIMENTO MANUALE A SCATTO

OPTIONAL

NOTE